



Application

Provides an in the field configured interconnect or cross-connect environment for 12 to 288 ports of high-density fiber in central office/headend environments.

Description

The FieldSmart FxDS Tie Panel is a high density, low maintenance fiber distribution panel for use in a 23" or 19" frame. Tie panels are intelligently designed to provide the user with superior fiber access while using craft-friendly radius protected fiber management for routing and deploying fiber jumpers or multi-fiber cables, on both sides of the adapter plate for cross-connect environments. Removable adapter plate from Clearview Cassettes.

Features & Benefits

Integrity

- RUS listed
- Compliant to Telcordia GR-449
- Supports all industry standard SM/MM connectors

Protection

- Ruggedized hinged and removable front cover
- Ruggedized cable clamp protects against twisting and pistoning at the assembly breakout point

Access

- Front access with removable adapter plates for testing, cleaning and maintenance
- Front and rear access to panel

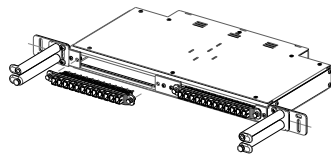
Investment

- Panel sizes available in 1RU (24-ports), 2RU (72-ports), 4" (96 ports), 6" (144 ports) and 11" (288 ports)
- Industry-leading density, supporting 288 ports in 11"
- Brackets for 19" and 23" frames

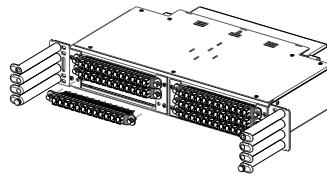
FieldSmart Fiber Crossover Distribution System (FxDS)



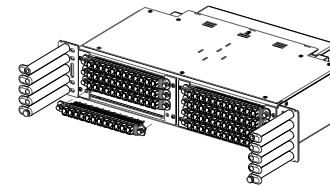
Tie Panels



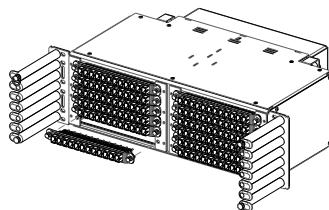
24- Port



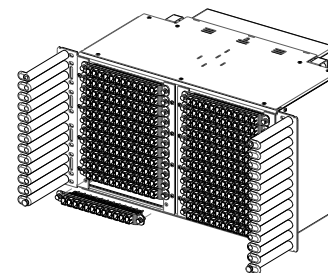
72- Port



96- Port



144- Port



288- Port

Specifications

| Styles | SC/LC | SC/LC | SC/LC | SC/LC | SC/LC |
|-------------|---|-----------------|---------------|---------------|----------------|
| H"x W"x D" | 1.75 x 17.5 x 16 | 3.5 x 17.5 x 16 | 4 x 17.5 x 16 | 6 x 17.5 x 16 | 11 x 17.5 x 16 |
| Port Count | 24 | 72 | 96 | 144 | 288 |
| Access | • Slack Basket • Removable Adapter Plates • Front/Rear Covers | | | | |
| Cable Types | IFC/OSP | | | | |

Accessories

- Frame Clamp Kit (page 45)
- 5-inch Cable Management Trough - Hinge Cover (page 41)
- 5-inch Crossover - Hinge Cover (page 41)
- 5-inch Crossover - Bail Locks (page 41)
- 7', 8', or 9' Frame (page 40)
- Interbay & End Guard (Optional)

Configured Part Numbers

G P - - - - - **Z - D A Z**

| | | | |
|--|---|--|--|
| <p>1 Select panel size / density</p> <p>J = 1.75" (1 RU) E = 3.50" (2 RU) K = 4" G = 6" H = 11"</p> | <p>2 Select port count</p> <p>X X X = port count in increments of 12</p> | <p>3 Select adapter</p> <p>A = SC UPC J = FC UPC C = SC APC K = FC APC F = LC UPC M = ST UPC H = LC APC</p> | <p>4 Select Mode</p> <p>9 = Multimode adapters 0 = Singlemode adapters</p> |
|--|---|--|--|