

# FieldSmart® Fiber Crossover Distribution System (FxDS) Bulkhead Only




## Application

Provides an interconnect or cross-connect environment for up to 288 ports of fiber.

## Description

The FieldSmart FxDS Bulkhead is a high density, low maintenance bulkhead for use in a 19" (482.60 mm) or a 23" (584.20 mm) frame or cabinet. Utilizing the Clearview® Cassette, FieldSmart FxDS Panels are intelligently designed to provide the user with superior fiber access and craft-friendly, radius protected, fiber management for routing and deploying fiber jumpers.



### Stand Alone Bulkhead in a 19" or 23" (482.60 mm or 584.20 mm) Frame

When you already have the frame and want to add just a panel or two of incremental fiber management, the FxDS can be configured with front protection.

### Stand Alone Panel in an OSP Active Cabinet

Make the crossover into the OSP with the identical product. Patch only environments are supported without additional components.

The common architecture saves you time and money in reducing inventory costs and shorter training period.

### Stand Alone Panel in a Data Cabinet

When you already have a data cabinet and simply need to add fiber management, the FxDS is configured without the front protection block, providing all the fiber protection you need without the added cost.

## Features and Benefits

### Integrity

- RUS listed
- Designed, tested and certified to Telcordia GR-63 and GR-449
- Fiber cable is certified to Telcordia GR-20 & GR-409
- Optical component configurations use Telcordia GR-1221/1209 compliant devices
- Terminations designed, tested and certified to Telcordia GR-326
- Supports all industry standard singlemode and multimode connectors

### Protection

- Front protection cover is easily removable with no tools needed
- Individual radius fingers provide organized and intuitively managed fiber jumpers and minimize pile-up
- The Clearview Cassette houses critical circuits by 12-fiber sub-units or buffertubes

### Access

- Front access to pre-terminated assemblies with removable adapter plates for testing, cleaning and maintenance
- The entire 12-fiber Clearview Cassette is removable for hot-swap changes

### Investment

- Using the Clearview Cassette, all fibers are deployed in increments of 12, allowing users to scale from 12 ports to full configuration without additional equipment

# FieldSmart® Fiber Crossover Distribution System (FxDS) Bulkhead Only



## Technical Specifications

FieldSmart FxDS Bulkhead					
Port Density	24	72	96	144	288
Dimensions	1.75" H (44.45 mm)	3.5" H (88.90 mm)	4" H (101.60 mm)	6" H (152.40 mm)	11" H (279.40 mm)
Ratings	Compliant to Telcordia GR-63, GR-449, GR-20 and GR-409				
Cassette Types Supported	Clearview® Blue, Clearview Black				
Connector Types	SC/UPC, SC/APC, LC/UPC, LC/APC, MPO				
Cable Types	Tight Buffer, Ribbon				
Splice Capacity	12 splices in each Clearview Cassette				
Front Protection	3.25" (82.6 mm) radius rods				
Material	Steel and aluminum with powder paint coating				

## Configured Part Numbers

**G** \_\_\_\_\_ - \_\_\_\_\_ - \_\_\_\_\_ - \_\_\_\_\_ - \_\_\_\_\_ **Z Z** - \_\_\_\_\_ **XXXM or XXXF**

**1** **2** **3** **4** **5** **6** **7** **8**

**1 Select Protection**

D = 3.25" rods  
M = Front protection only  
R = Bulkhead only

**2 Select Chassis Size \***

J = 1.75" (44.45 mm)(1 RU) 24 port maximum (SC/LC)  
E = 3.50" (88.90 mm)(2 RU) 72 port maximum (SC/LC)  
K = 4" (101.60 mm) 96 port maximum (SC/LC)  
G = 6" (152.40 mm) 144 port maximum (SC/LC)  
H = 11" (279.40 mm) 288 port maximum (SC/LC)

**3 Select Port Count**

X X X = port count in increments of 12

**4 Select Connector Style**

A = SC/UPC  
C = SC/APC  
F = LC/UPC  
H = LC/APC

**5 Select Mode / Type**

0 = No fiber added  
1 = Singlemode - non-ribbon  
2 = Singlemode - ribbon

**6 Select Cable Construction**

A = Indoor riser rated (IFC)  
B = OSP (riser rated)  
C = Indoor, plenum (IFC)  
E = OSP (non-rated)  
F = Patch and splice  
M = OSP (armored)

**7 Select Panel Type**

A = Patch only  
D = Tie panel  
G = Patch and splice

Note: All FxDS panels are designed to fit in 19" and 23" (482.60 mm and 584.20 mm) and are front load only.

**8 Select Optional Cassette**

B = Clearview Blue Cassette  
Default = Clearview Black Cassette

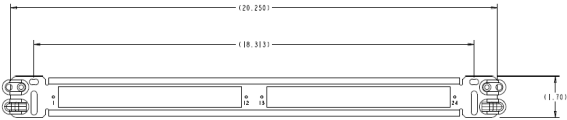
**XXXM or XXXF**

XXXM = Length in meters  
XXXF = Length in feet

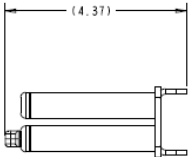
\* Max port counts are for SC and LC adapters.

# FieldSmart® Fiber Crossover Distribution System (FxDS)

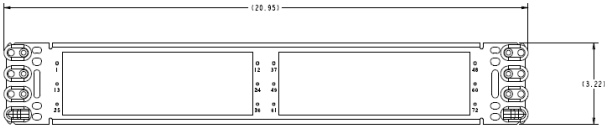
*Bulkhead Only*



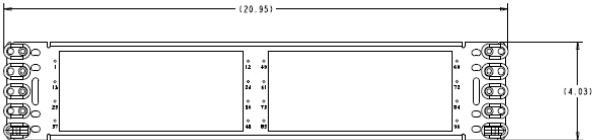
1RU Bulkhead



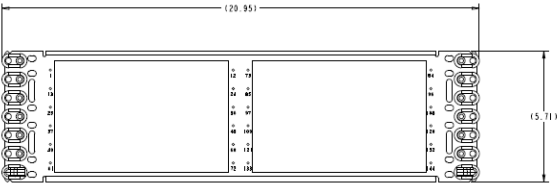
Side View



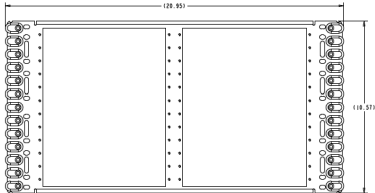
2RU Bulkhead



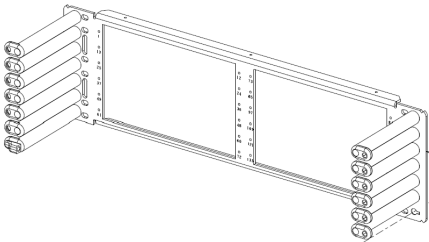
96-Port Bulkhead



144-Port Bulkhead



288-Port Bulkhead



Side View